

Use this example to prepare and present your survey data for assessment module 2. Your questions and results should follow the patterns presented in this example.

- Use this example to help you prepare your group's worksheet
- Print out 1 copy of this example and bring it to class

Name: Mark Sheehan student number: 1234567 seat number: 2

Name: Thomas Pals student number: 8912345 seat number: 1

Name: Michael Shawback student number: 5678916 seat number: 3

Name: Kaitou Yamada student number: 1234569 seat number 99

Fill in the blanks

Hello everyone, my name is Mark Sheehan and these are my group members

Thomas Pals, Michael Shawback and Kaitou Yamada.

Our survey topic is TOEIC study at SUAC

Our survey questions are

1. How many TOEIC questions have SUAC students attempted to answer this semester?
2. How many students have finished cycle 1 of the online TOEIC system and are working on cycle 2?
3. What are the average results for SUAC English Diploma (EDC) students using the online TOEIC system?
4. Do students improve their accuracy in answering TOEIC questions from the first cycle to the third?

To make your charts you can use a program such as MS Excel or go to <http://nces.ed.gov/nceskids/createagraph/default.aspx> and input your data and then download the file. The files can be pasted into this template.

Type your questions and results below. Make a chart for your results and paste it below the results.

Question 1 asked . . .

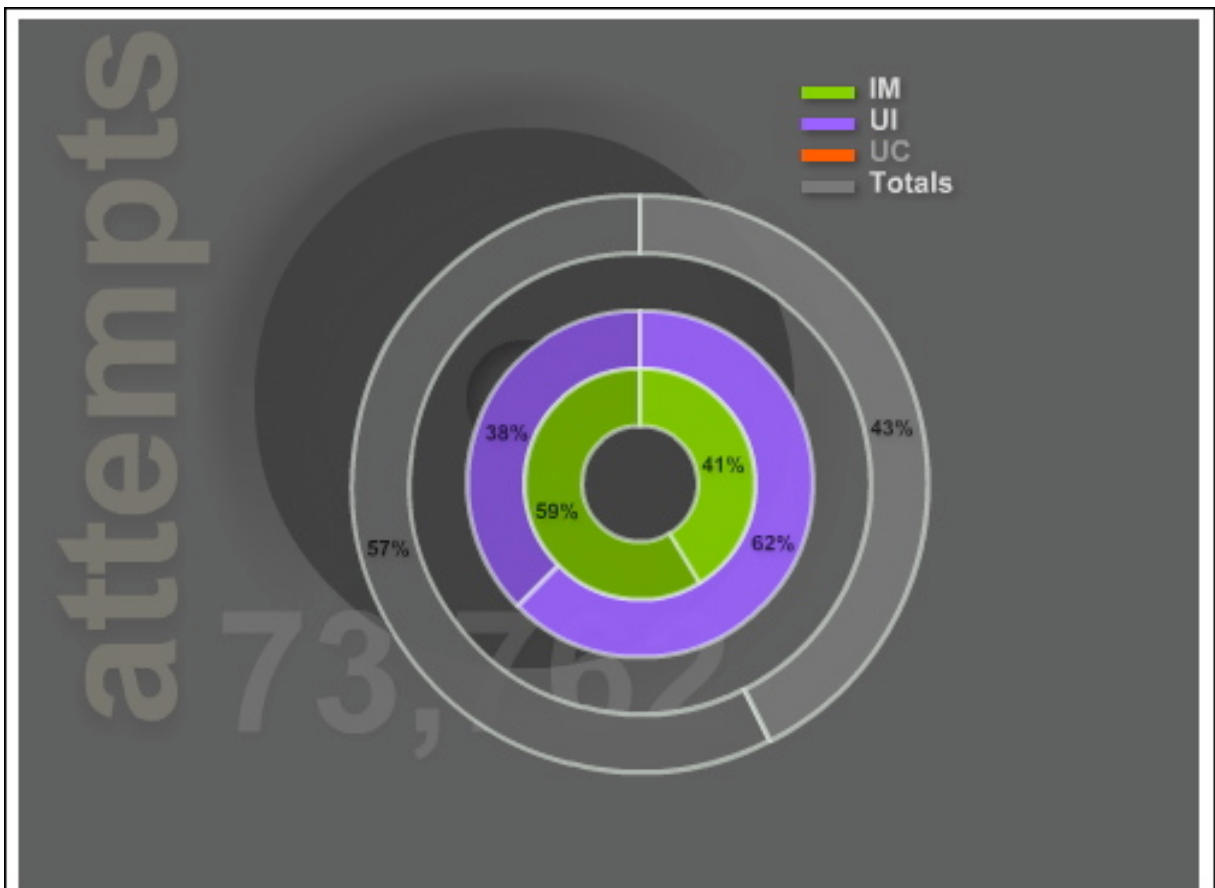
How many TOEIC questions have SUAC students attempted to answer this semester?

Our results from question 1 show that . . .

SUAC students have answered almost 74,000 questions since September using the online TOEIC system. These results tell us that SUAC students have been studying hard trying to improve their English and get a high score on the TOEIC test. SUAC students are hard working.

Paste your chart below.

Chart 1



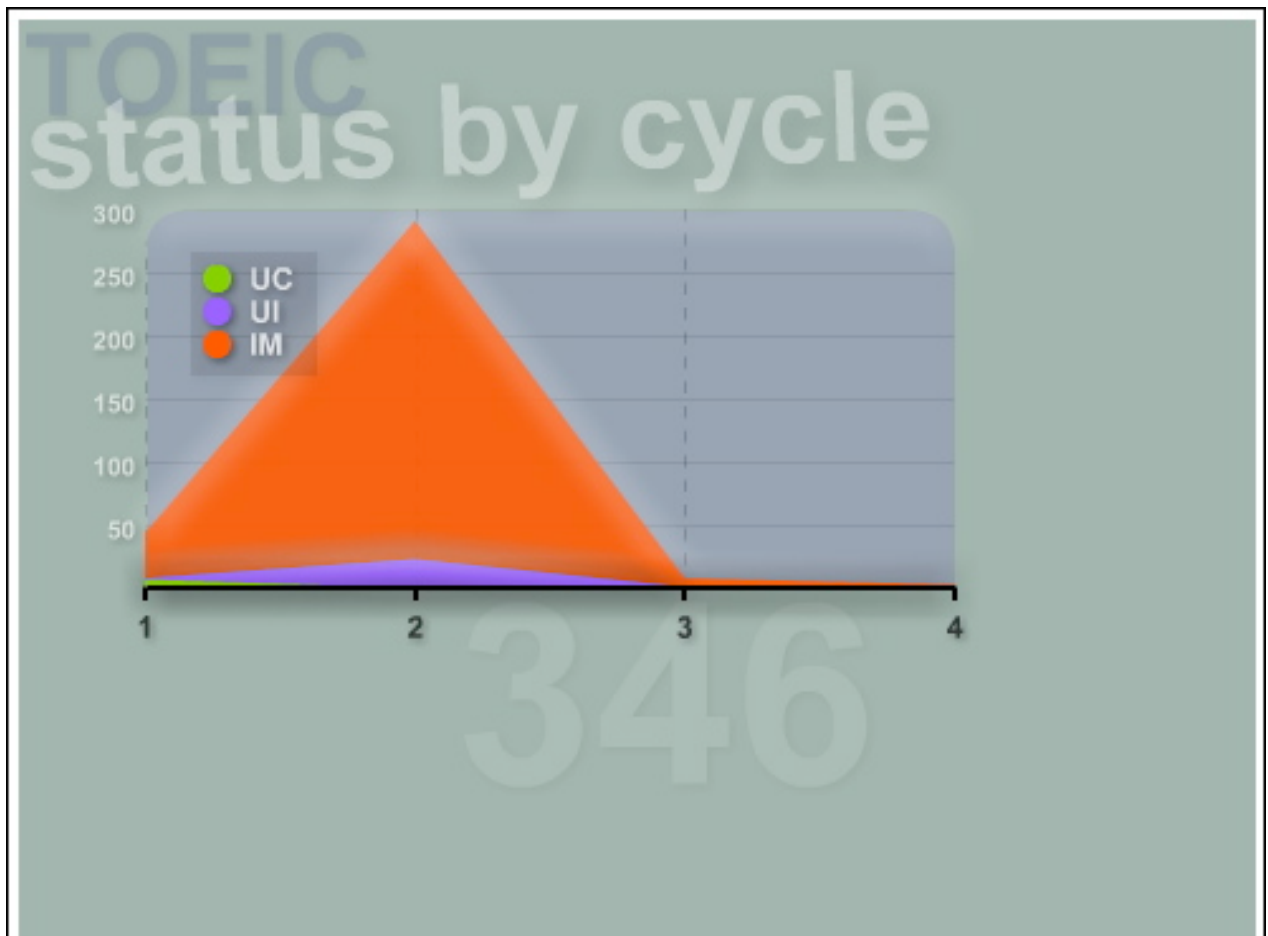
Question 2 asked . . .

How many students have finished cycle 1 of the online TOEIC system and are working on cycle 2?

Our results from question 2 show that . . .

Almost 350 TOEIC cycles have been completed by SUAC students. Almost 300 students have started working on the second TOEIC cycle. These results tell us that many SUAC students have done at least three hours of homework using the online system and they are still working hard. SUAC students never surrender.

Paste your chart below.

Chart 2

Question 3 asked

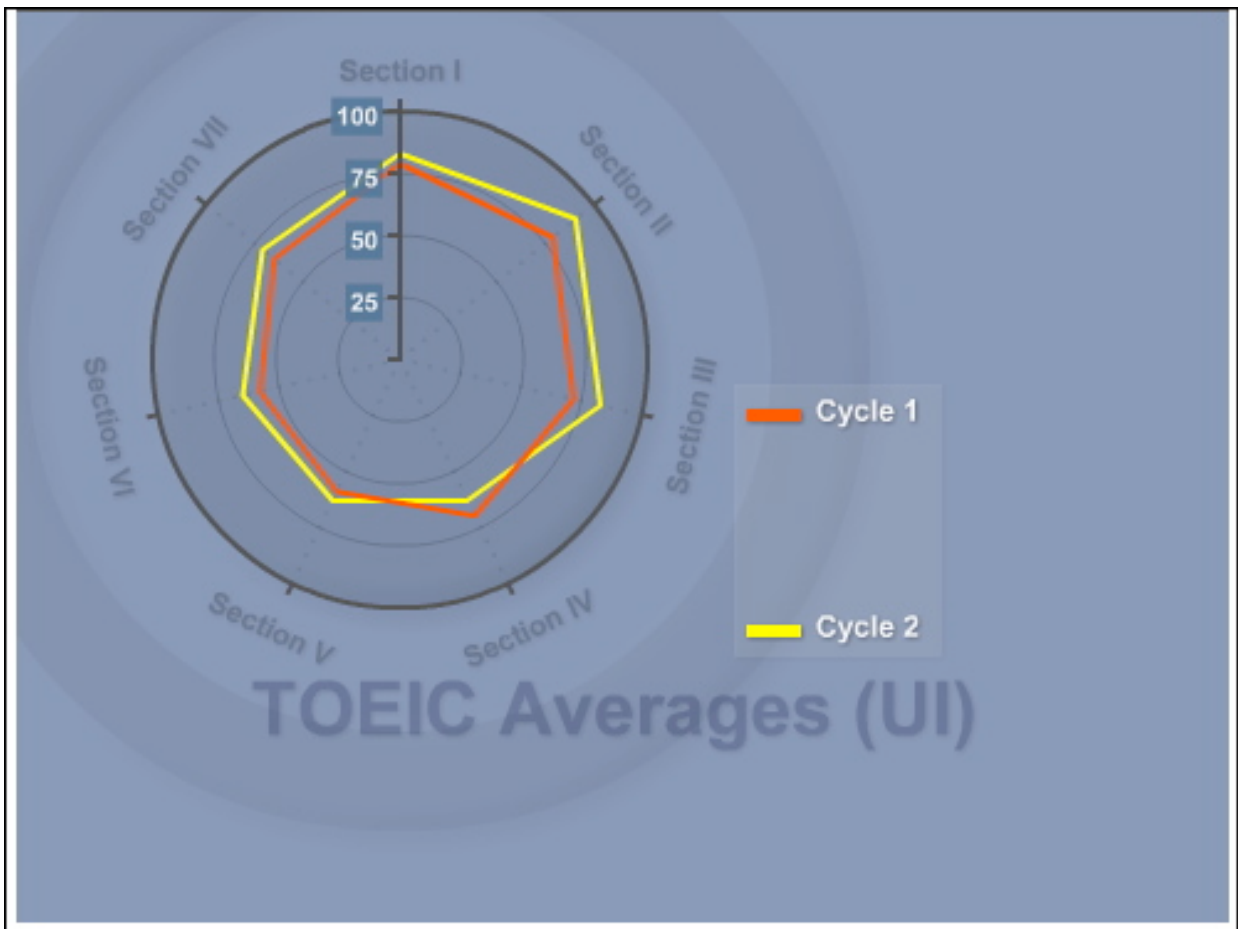
What are the average results for SUAC English Diploma (EDC) students using the online TOEIC system?

Our results from question 3 show that . . .

On some sections of the TOEIC system, EDC students have scored above 75%. Among SUAC students using this system, the EDC students have the highest averages. Students who work hard and use the system regularly over a long period of time will improve their scores. EDC students are great.

Paste your chart below.

Chart 3



Question 4 asked

Do students improve their accuracy in answering TOEIC questions from the first cycle to the third?

Our results from question 4 show that . . .

The number of correct answers to TOEIC questions increases the more students practice. Students answered below 50% of the questions correctly in the first cycle; however, these figures improved to higher than 50% in the third cycle. SUAC students are quick learners.

Paste your chart below.

Chart 4

